


Axiom




NURC-2002 includes one NURC-2002-B controller installed in an ENCL-1-PS enclosure as shown above.



NURC-2004 includes two NURC-2002-B controller installed in an ENCL-1-PS enclosure as shown above.




NURC-2002-B Controller is designed for mounting in the standard ENCL-1 enclosure. LED's and DIP switch bank are mounted on the front of the controller board.



NURC-2003-B Controller is designed for mounting on a standard R2U rack mount plate. LED's and DIP switch bank are mounted on the back of the controller board.

RBH-AX-NURC-2002 RBH-AX-NURC-2004	
NURC Panels per UNC-500	3
NURC Panels per NC-100 (legacy)	4
D-Net Communications to NC-100:	Supervised RS-485
Speed	38.4 Kbps
Distance	4,000 ft (1,200m)
Cable Type	18 AWG, 2 conductor, twisted, stranded, shielded
Access Points (Readers / Keypads):	2 with LED and Buzzer control
Distance	Max 500 ft (150 m)
Cable Type	20-22 AWG, 6 to 8 conductor, stranded, shielded
Simultaneous Card Formats per Panel	5, All Wiegand compatible readers supported
Programmable Supervised Inputs:	4
Input Supervision	For state monitoring (1 or 2 resistors)
Distance	Max 1,000 ft (300 m)
Cable Type	20 - 22 AWG, 2 conductor
Programmable Outputs:	2 SPDT 5A @ 30 VDC, dry contacts 2 Electronic drivers, 12 VDC max, 100 mA
Output Mode	Programmable Fail Safe / Fail Secure
Power Requirements	16.5 VAC, 40 VA transformer (not included)
Recommended Back-up Battery	12 V, 7 AH lead, acid or gell cell (not included)
Certifications	

*Specifications are subject to change without notice.



NURC-2005 includes two URC-2003-B controllers installed on a R2U 19" rack mount plate as shown above.



19" Rack mount



WWW.RBHSECURITYGROUP.CO.UK

© RBH Access Technologies, Inc. 2016