


## Technical Guide TGAL 24

### RBH Blueline How To User Guide

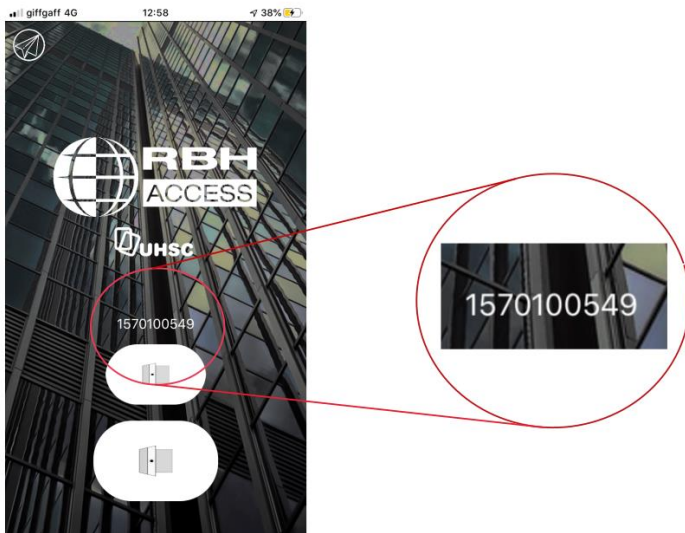
Step 1: Download the RBH Mobile BT app (Available on the iOS and Android app store)



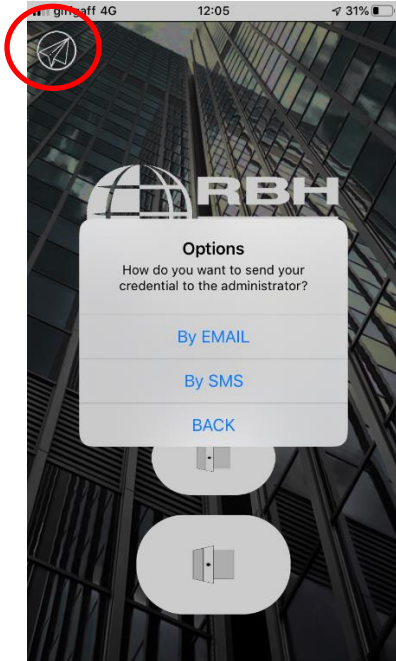
Step 2: Once the download is complete, you will see the following icon on your home screen.



Step 3: When you open the app, the following display is what you will have in front of you. The number in the middle of the screen is your credential, then you have the 2 buttons underneath. The top one is for close range proximity and the bottom is for long range proximity.



Step 4: You will now need to send your credential to your Administrator, so that they can use this for your cardholder information within the Axiom Software. To do this, you will need to press the paper airplane icon in the top left. There are 2 ways to send this information, either via email or SMS (as seen below in the images).



Step 5: Once you have done the above and your credential has been activated on the Axiom Lite/V system, you can start using your mobile Bluetooth credential.